


## 叠加式压力继电器



### 型号说明

**MPS-02 A-K-1-P-20-V**

叠加式  
压力继电器

公称通径  
02: 6通径  
03: 10通径

功能动作孔  
P: P孔; A: A孔  
B: B孔; W: A&B孔

密封件

空白: 丁腈橡胶  
V: 氟橡胶

设计代号

弯插头方向

P: 弯插头在P孔侧  
T: 弯插头在T孔侧

调压范围

1: 5~70bar  
2: 10~125bar  
3: 25~250bar

调整杆型式

空白: 未附旋钮(标准)  
K: 附塑料旋钮(订制)

备注: 使用DC电源时, 应加装突波器, 以延长触点寿命。

### ● 液压符号



P T B A  
MPS-02/03P-\*\*



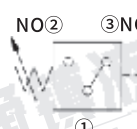
P T B A  
MPS-02/03A-\*\*



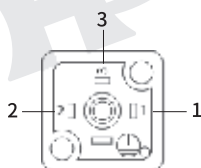
P T B A  
MPS-02/03B-\*\*



P T B A  
MPS-02/03W-\*\*



### ● 电器示意图



1: 共通端子  
2: 常开  
3: 常闭

### ● 规格表

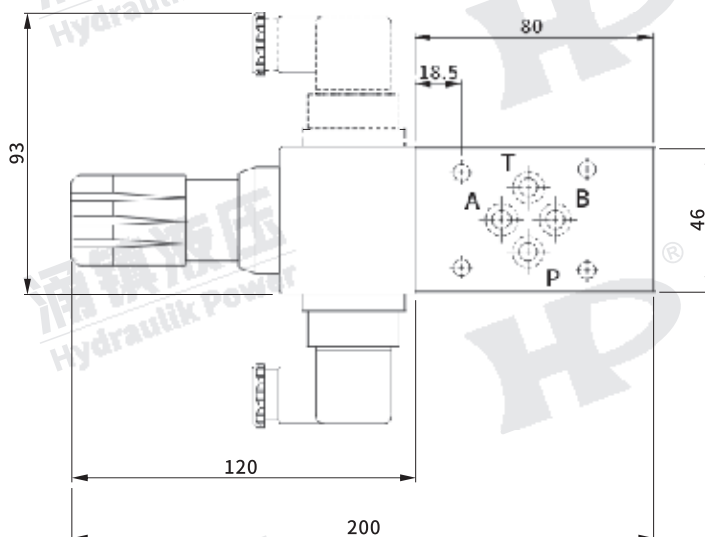
型号	最高压力 (bar)	额定压力 (bar)	最大流量 (l/min)	调压范围 (bar)
MPS-02*-**-20	315	250	35	1: 5~70
MPS-03*-**-20			70	2: 10~125 3: 25~250

## 外形尺寸图

单位: mm

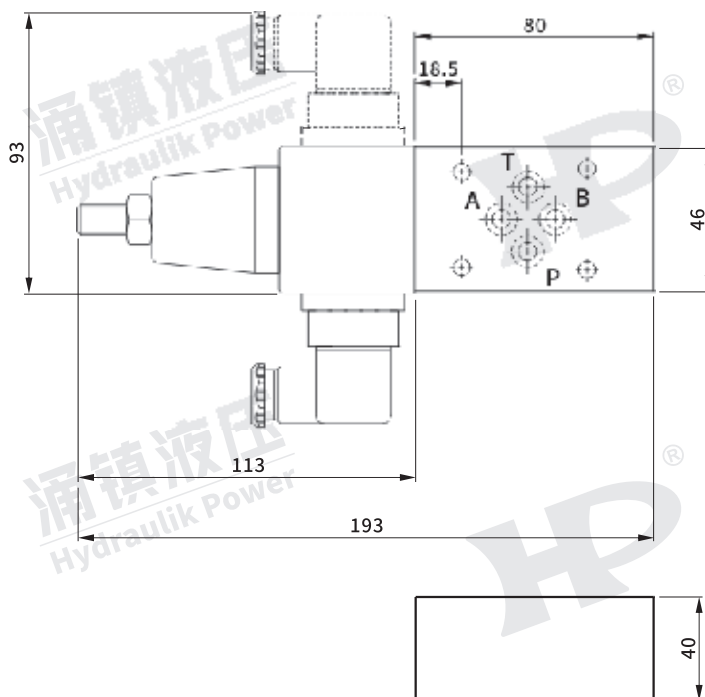
### ● MPS-02A/P-K-\*\*-20

安装面: ISO-4401-AB-03-4-A



### ● MPS-02A/P-\*\*-20

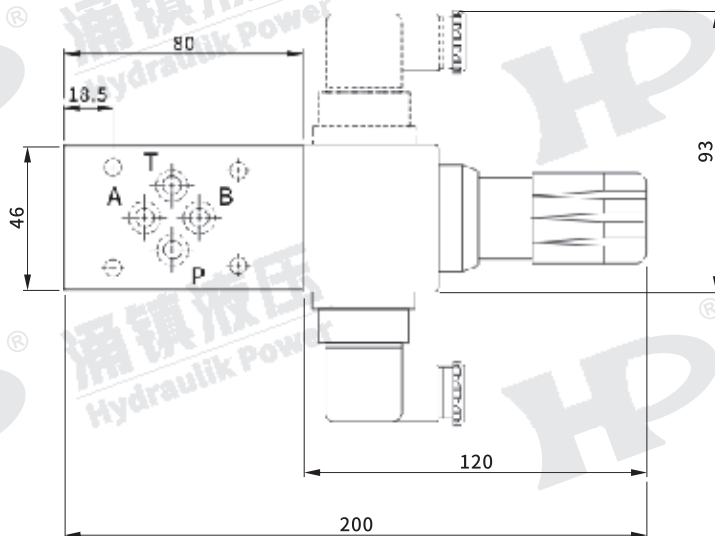
安装面: ISO-4401-AB-03-4-A



单位: mm

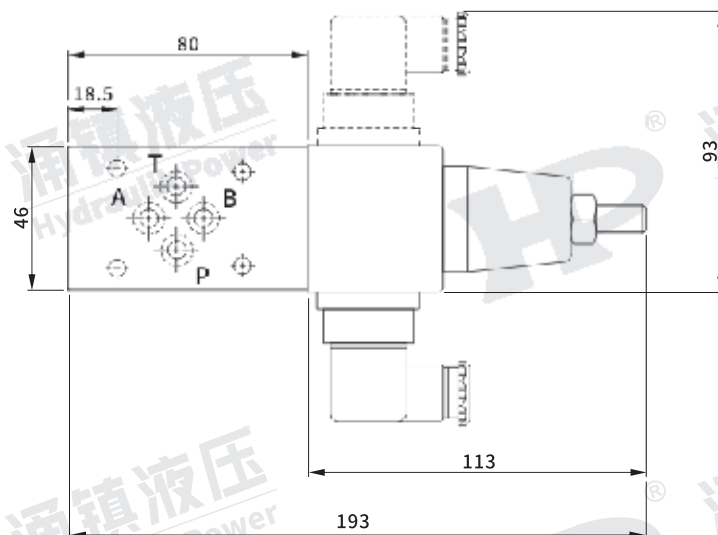
● MPS-02B-K-\*\*-20

安装面: ISO-4401-AB-03-4-A



● MPS-02B-\*\*-20

安装面: ISO-4401-AB-03-4-A

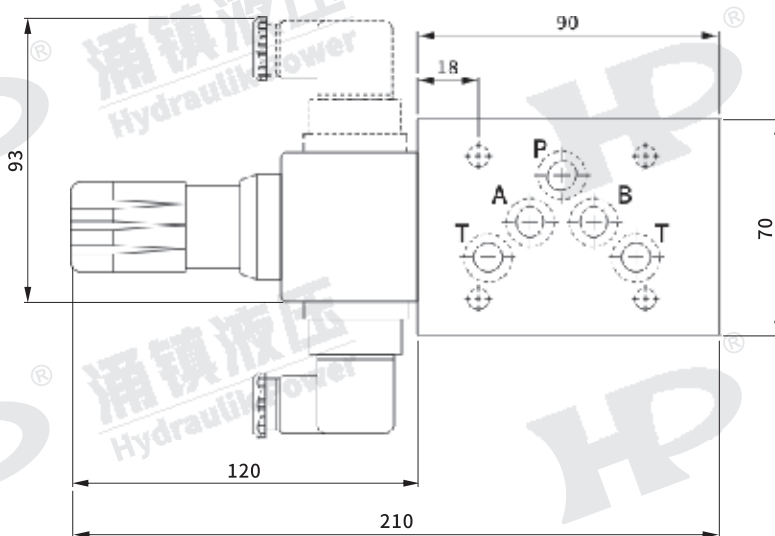


叠加阀

单位: mm

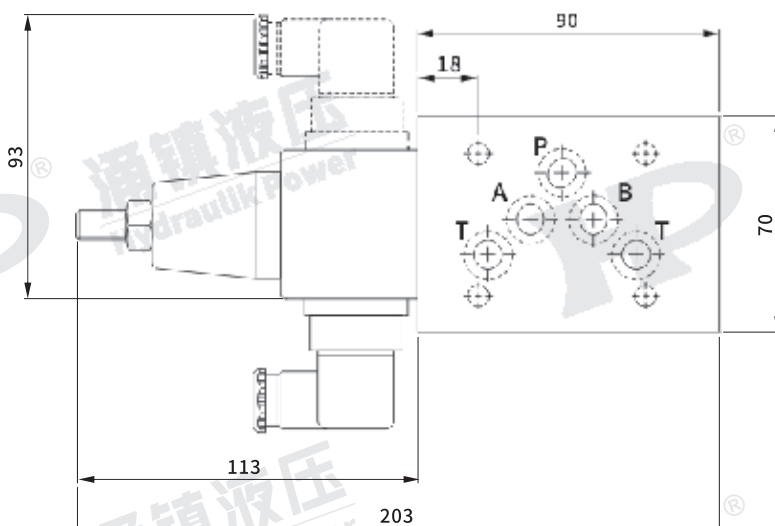
● MPS-03A-K-\*\*-20

安装面: ISO-4401-AC-05-4-A



● MPS-03A-\*\*-20

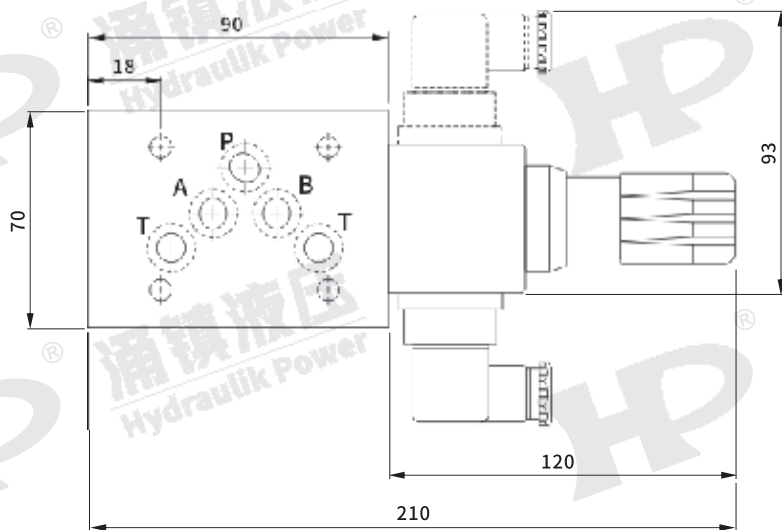
安装面: ISO-4401-AC-05-4-A



单位: mm


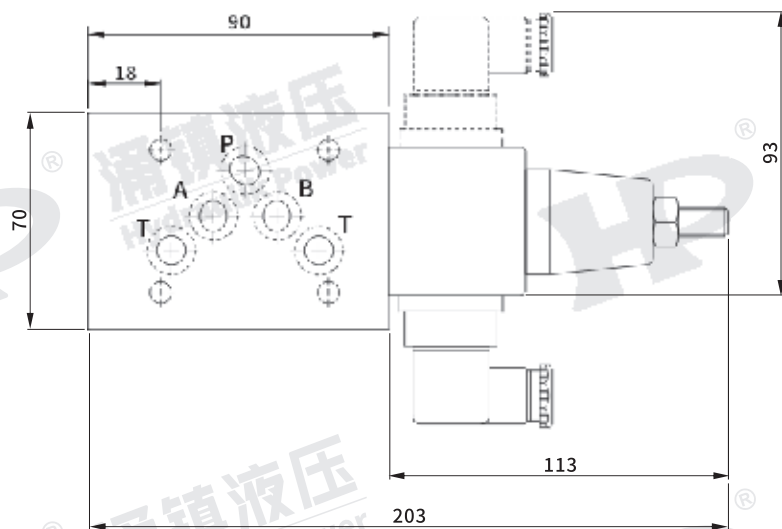
● MPS-03B/P-K-\*\*-20

安装面: ISO-4401-AC-05-4-A



● MPS-03B/P-\*\*-20

安装面: ISO-4401-AC-05-4-A



叠加阀